




# Measurement shunts

## Measurement devices

Current transformers



### Composition of the range

- > 20 ratings available from 1 to 4000 A, with 100 mV output
- > Other ratings and secondary voltages are available, please contact us

### Function

SOCOMEc shunts provide indirect measurement of direct current by creating a standardised voltage drop.

### Characteristics

- Voltage drop: 100 mV for nominal rating.
- Accuracy class: 0,5.
- Permanent overload: 1.2 In.
- 10 In / 5s rating  $\leq$  500 A
- 5 In / 5s rating 600 to 1500 A
- 2 In / 5s rating  $\geq$  2500 A.

### References

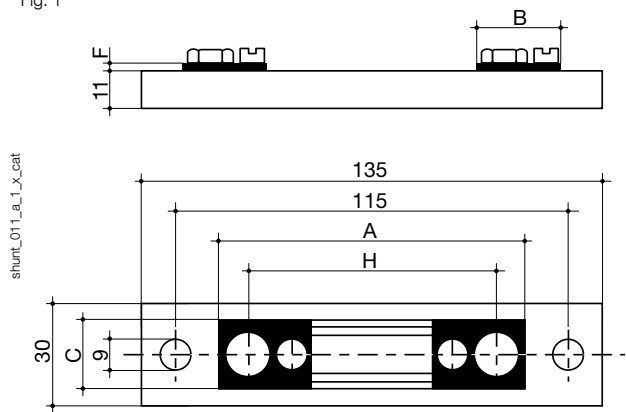
Rating (A) <sup>(1)</sup>	Secondary voltage drop	DIN series Reference
1 A	100 mV	192S 2101
4 A	100 mV	192S 2104
6 A	100 mV	192S 2106
10 A	100 mV	192S 2110
15 A	100 mV	192S 2112
25 A	100 mV	192S 2114
40 A	100 mV	192S 2116
60 A	100 mV	192S 2118
100 A	100 mV	192S 2120
150 A	100 mV	192S 2125
200 A	100 mV	192S 2220
250 A	100 mV	192S 2235
300 A	100 mV	192S 2230
400 A	100 mV	192S 2240
600 A	100 mV	192S 2250
1000 A	100 mV	192S 2255
1500 A	100 mV	192S 2260
2500 A	100 mV	192S 2165
4000 A	100 mV	192S 2170

(1) Other rating: please consult us.

## Dimensions

### DIN Series 1 to 25 A

Fig. 1

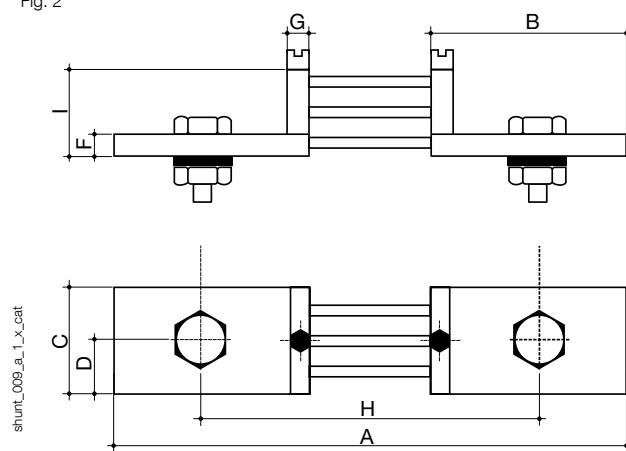


Rating (A) <sup>(1)</sup>	Figure	A	B	C	D	E	F	G	H	I
1	1	90	28	20			8		78	
4	1	90	28	20			8		78	
6	1	90	28	20			8		78	
10	1	90	28	20			8		78	
15	1	90	28	20			8		78	
25	1	90	28	20			8		78	
40	2	123	33	20			8		103	
60	2	123	33	20			8		103	
100	2	123	33	20			8		103	
150	2	123	33	20			8		103	
200	2	168	55	30	15		10	10	128	30
250	2	168	55	30	15		10	10	128	30
300	2	168	55	40	20		10	10	128	30
400	2	168	55	40	20		10	10	128	30
600	2	168	55	40	20		10	10	128	30
1000	2	188	65	60	30		10	10	138	30
1500	3	188	65	90	21	48	10	10	138	30
2500	3	188	65	120	30	60	10	10	138	30
4000	3	188	65	120	30	60	15	10	138	60

(1) Connection: 2 M5 screws x 8 and 2 washers Ø 5.3 mm.

### DIN Series 40 to 1000 A

Fig. 2



### DIN Series 1500 to 4000 A

Fig. 3

