

TF sensors

Flexible current sensors

used with DIRIS Digiware I, DIRIS A-40, DIRIS B, and ISOM Digiware F-60



Function

TF flexible **current sensors** measure the load currents of an electrical circuit and send the data to meters and Power Monitoring Devices or current modules via an RJ12 plug-and-play connection. Thanks to a wide measurement range, TF current sensors cover a wide current range from 100 to 6000 A, with only 7 references. TF flexible current sensors can be used with DIRIS Digiware I modules, DIRIS A-40, DIRIS B and ISOM Digiware F-60.

Advantages

Plug & Play

- A rapid RJ12 connection makes wiring easy and reliable and prevents wiring errors. This also allows automatic detection of the sensor type and rating.
- The sensors can be installed in both directions.

Accuracy according to IEC 61557-12

- Class 0.5 for the global measuring chain (PMD + TF current sensors) from 2 to 120% of the nominal current I_n .
- Accuracy is guaranteed regardless of the position of the conductor in the loop.

Safe locking mechanism⁽¹⁾

- The locking system prevents the loop from opening, guaranteeing continuous functioning and accuracy even under harsh conditions.

Installation


- The TF flexible sensor range is specially designed for existing installations with strict integration constraints or with high-intensity currents.

Simplified installation

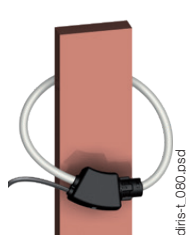
- The Rogowski integrator is directly integrated to the RJ12 cable enabling a quick and compact integration (no DIN rail assembly required) inside electrical panels.
- The integrator is self supplied by the PMD through the RJ12 cable and does not need any external power supply.

Installation

Cable mounting



Bar mounting



The solution for

- > Industry
- > Building
- > Infrastructure
- > Data centers



Strong points

- > Plug & Play
- > Accuracy according to IEC 61557-12
- > Safe locking mechanism
- > Installation
- > Simplified installation

Integrated technologies



PreciSense

For more information see our website
www.socomec.com

Compliance with standards

- > IEC 61557-12



- > ISO 14025



- > UL



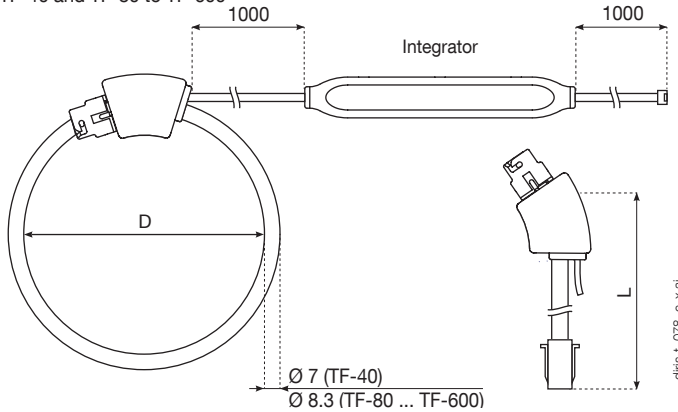
Create your project

- > Find the best DIRIS Digiware configuration:
www.meter-selector.com

METER SELECTOR
DIGITAL TOOL AVAILABLE

Dimensions (mm)

TF-40 and TF-80 to TF-600



Model	Nominal current range (A)	Real range covered (A)	D = Ø loop (mm)	L = Loop length (mm)
TF-40	100 ... 400	2 ... 480	40	126
TF-80	150 ... 600	3 ... 720	80	251
TF-120	400 ... 2000	8 ... 2400	120	377
TF-200	600 ... 4000	12 ... 4800	200	628
TF-300	1600 ... 6000	32 ... 7200	300	942
TF-600	1600 ... 6000	32 ... 7200	600	1885

Integrator dimensions: 128 x 19 x 15 mm

Technical characteristics

Model	TF-40	TF-80	TF-120	TF-200	TF-300	TF-600
Nominal current range I_n (A)	100 ... 400	150 ... 600	500 ... 2000	600 ... 4000	1600 ... 6000	1600 ... 6000
Real range covered (A)	2 ... 480	3 ... 720	8 ... 2400	12 ... 4800	32 ... 7200	32 ... 7200
Weight (g)	114	130	142	164	193	274
Max. voltage	1000 V (Ph/N)					
Rated withstand voltage	3.6 kV					
Accuracy class	0.5 in association with DIRIS Digiware I, DIRIS A-40, DIRIS B based on IEC 61557-12					
Frequency	50 / 60 Hz					
Intermittent overload	10 x I_n for 1 s					
Measurement category	1000V CAT III / 600V CAT IV					
Protection degree	IP30 / IK07					
Operating temperature	-10 to +70°C					
Storage temperature	-25 to +85°C					
Relative humidity	95% RH non-condensing					
Altitude	< 2000 m					
Connection	Socomec cable or equivalent RJ12 straight, twisted pair, unshielded, 600 V, -10 ... +70 °C					

References

Model	Nominal current range (A)	Real range covered (A)	D = Ø loop (mm)	L = Loop length (mm)	Reference
TF-40	100 ... 400	2 ... 480	40	126	4829 0573
TF-80	150 ... 600	3 ... 720	80	251	4829 0574
TF-120	400 ... 2000	8 ... 2400	120	377	4829 0575
TF-200	600 ... 4000	12 ... 4800	200	628	4829 0576
TF-300	1600 ... 6000	32 ... 7200	300	942	4829 0577
TF-600	1600 ... 6000	32 ... 7200	600	1885	4829 0578
Accessories					Reference
Female/female connector for extension of the RJ12 connection between PMD and TF sensor					4829 0670

RJ12 connection cables	Cable length (m)									
	0.1	0.2	0.3	0.5	1	2	3	5	10	50 m reel + 100 connectors
Number of cables	Reference	Reference	Reference	Reference	Reference	Reference	Reference	Reference	Reference	Reference
1	-	-	-	-	-	-	-	4829 0602	4829 0603	4829 0601 (1)
3	4829 0580	4829 0581	4829 0582	4829 0595	4829 0583	4829 0584	4829 0606	-	-	-
4	-	-	-	4829 0596	4829 0588	4829 0589	-	-	-	-
6	4829 0590	4829 0591	4829 0592	4829 0597	4829 0593	4829 0594	-	-	-	-

(1) The maximal length between the sensor and the current module = 10m.