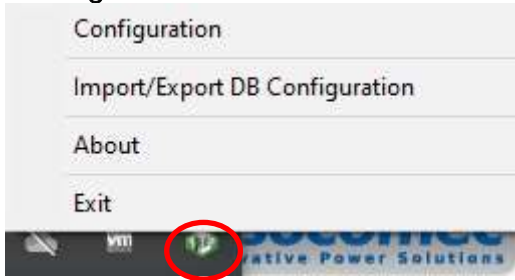


*Remote View Pro*  
*Configurations migration procedure*  
*v3.0.21.1*  
**EN**

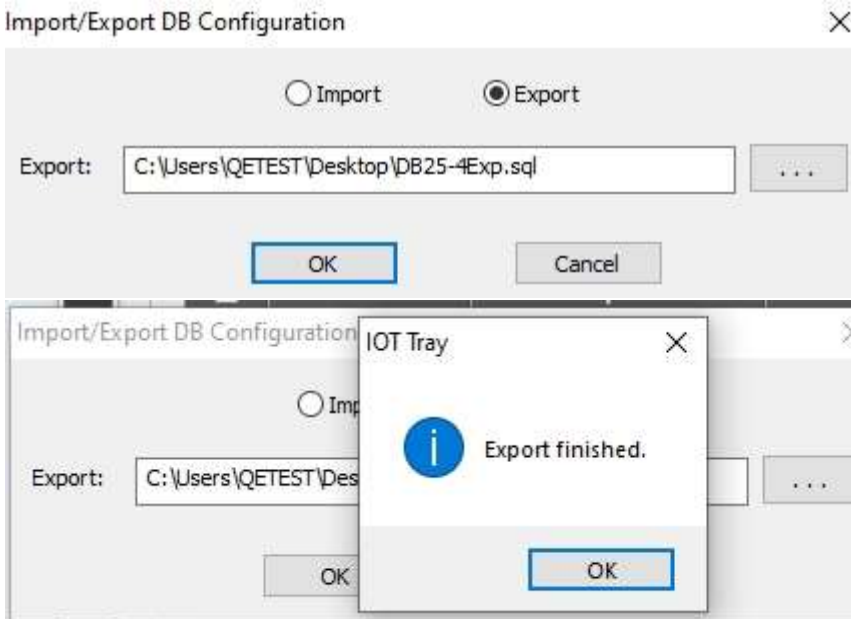
## 1. Configuration files backup

From current RV Pro minimum version: 3.0.09.1

### 1.1. Right click on RV Pro icon



### 1.2. Click on Import/Export DB Configuration, and select Export



## 2. Preparing RVP installation

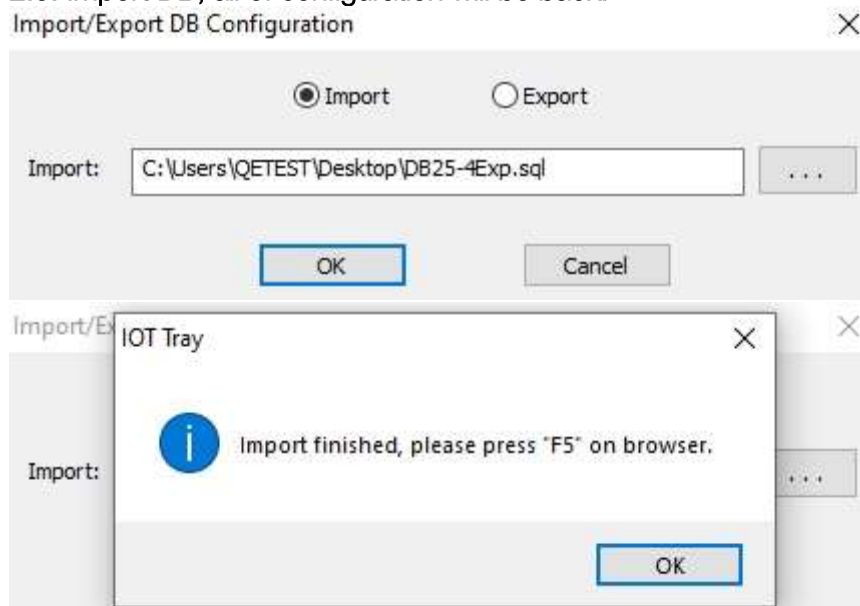
### 2.1. Uninstall RV Pro v3.0.xx.1

### 2.2. Reboot server

### 2.3. Remove mysql folder c:\inetpub\wwwroot\mysql

### 2.4. Install RV Pro v3.0.21.1

## 2.5. Import DB, all of configuration will be back.



PS. import/ export function just backup system profile **does not include history logs.**  
This is inherit from old RV Pro

